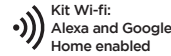


PELLET AIR BETTY 11













Le label
du chauffage
au bois



BETTY 11

Energy efficiency class	A+	
Conformity	EN 14785: 10-2006	
Dimensions	L 54 x P 53 x H 104 cm	
Packing dimension	0,53 m ³	
Net weight	kg 93	
Heat Output	kW 10,9	
Nominal Heat Output	kW 9,7	
Minimum Heat Output	kW 4,8	
Efficiency	min 93,2 %	max 88,8 %
CO emissions (13% O ₂)	min 237 mg/Nm ³	max 82 mg/Nm ³
CO emissions (13% O ₂)	min 0,019 Vol.-%	max 0,009 Vol.-%
OGC emissions (13% O ₂)	min 3 mg/Nm ³	max 3 mg/Nm ³
NOx emissions (13% O ₂)	min 137 mg/Nm ³	max 142 mg/Nm ³
Dust content at average (13% O ₂)	15 mg/Nm ³	
Flue draught	min 10 Pa	max 12 Pa
Exhaust pipe diameter	Ø 80 mm	
Intake duct diameter	Ø 50 mm	
Hopper capacity	kg 26	
Pellet Consumption	min 1,06 kg / h	max 2,25 kg / h
AC voltages	V/HZ 230 / 50	
Nominal electricity absorption	min 15 W	max 60 W
Ignition electricity absorption	320 W	
Heating capacity m ³	127 / 256 m ³	
Noise level dBA	dB 37 / 45	
Fuel	PELLET EN PLUS A1	

PLUS

-  Airtight room
-  Cast iron brazier
-  Rear side exhaust pipe OR Exhaust pipe on top set-up
-  Temperature Modulation system
-  Silent function (u.c. lowered power)
-  Daily/Weekly planning
-  5-level Power
-  7-language display
-  Cool-touch handle
-  Glass-ceramic

FINISHING



Metal
Red






Metal
White



Metal
Anthracite

OPTIONAL

-  Wi-fi
-  Remote control
-  Ash pan